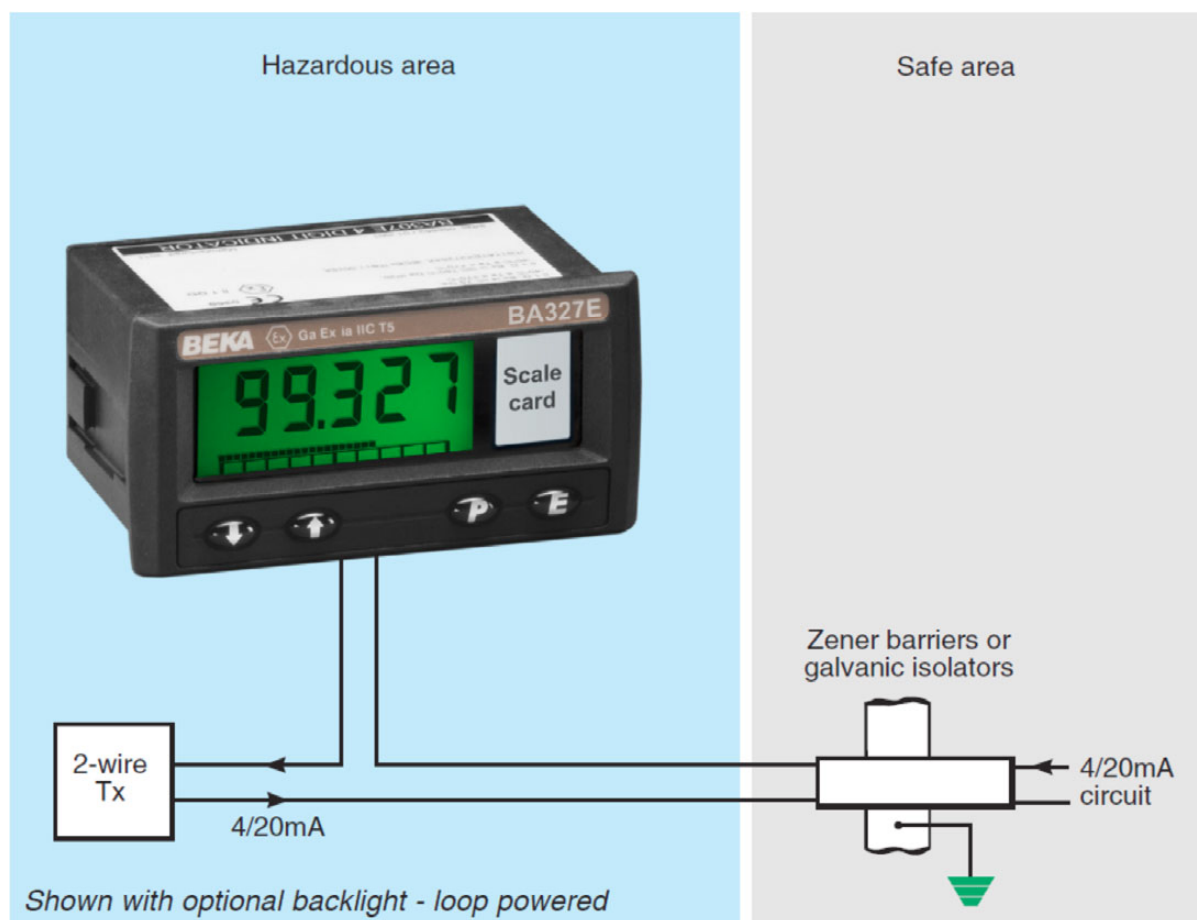


## BA327E Intrinsically Safe 2-wire 4-20mA 5 digit Indicator



- Intrinsically safe for use in all gas & dust hazardous areas
- Loop Powered – only 1.2V drop
- 5 digit 11mm high display & 31 segment bargraph
- Intrinsically safe ATEX, FM, cFM and IECEx
- IP66 front
- Root extractor and 16 segment lineariser
- Optional backlight & alarms
- Easy on-site scale card installation
- 96 x 48mm DIN enclosure
- 3 year guarantee

## **BA327E Intrinsically Safe 2-wire 4-20mA 5 digit Indicator**

The BA327E loop powered 4/20mA indicator is a fourth generation instrument that is electrically and mechanically compatible with the earlier industry standard BA327C, but has a larger full 5 digit display plus a 31 segment analogue bargraph providing maximum visibility from a 96 x 48mm instrument. The new model has guaranteed performance between -40 & 70°C, dust certification and an even shorter enclosure depth than its predecessor. The scale card can easily be marked to show the units of measurement and be installed on-site without dismantling the indicator enclosure or removing it from the panel. If the units of measurement are not specified when the indicator is ordered, a blank scale card will be fitted.

The main application of the BA327E is to display a measured variable in meaningful engineering units within a hazardous area. The zero and span of the display are independently adjustable allowing the indicator to be calibrated to display any linear variable represented by the 4/20mA signal. A root extractor and an adjustable sixteen segment lineariser enables the indicator to display flow and non-linear variables such as tank level in linear engineering units. For weighing applications a tare function is included.

The bold 11mm high 5 digit display and 31 segment bargraph provide maximum contrast and have a very wide viewing angle, allowing the BA327E indicator to be easily read in most lighting conditions over a wide temperature range. An optional factory fitted backlight is available for applications in poorly illuminated areas. The five digits, with four decimal points and a negative sign, may be configured to display any variable between -99999 and 99999.

IP66 front panel protection and a neoprene gasket to seal the joint between the indicator and the panel make the instrument suitable for use in areas that will be cleaned with a hose. To simplify installation and maintenance, the indicator has a removable terminal block allowing panel wiring to be completed before the BA327E indicator is installed.

International intrinsic safety certification permits the BA327E to be installed throughout the world. The 4/20mA input terminals comply with the requirements for simple apparatus which, together with the low voltage drop, allow the indicator to be connected in series with most intrinsically safe 4/20mA loops. The BA327E may also be installed in dust hazardous areas. All input safety parameters are the same or greater than those for the preceding BA327C, thus allowing the BA327E to safely replace the earlier model.

A backlight which may be loop or separately powered is available as a factory fitted option. It provides green background illumination allowing the display to be read at night or in poorly illuminated areas. When powered from the 4/20mA loop no additional intrinsically safe interface

## **BA327E Intrinsically Safe 2-wire 4-20mA 5 digit Indicator**

or wiring is required and the indicator input remain compliant with the requirements for simple apparatus. Powering from a separate supply produces a brighter backlight but requires an additional intrinsically safe interface and field wiring.

Optional dual alarm outputs which can switch hazardous or safe area loads, such as sounders, beacons or solenoid valves, are available as a factory fitted option. The two galvanically isolated solid state alarm outputs may be independently conditioned as high or low alarms with normally open or closed outputs. Annunciators on the display show the status of both alarm outputs.

Reliability is ensured by component conformal coating, protection from incorrect connection and radio frequency interference. The indicator has been subjected to vibration testing and is supported by a three year guarantee.

Other models in this range include the BA307E which has a similar specification with four larger 15mm high digits without a bargraph.

### **Specification**

#### **Input**

Current	4 to 20mA
Voltage	Less than 1.2V at 20°C Less than 1.3V at -40°C Less than 5V with optional loop powered backlight
Overrange	±200mA or ±30V will not damage the indicator

#### **Display**

Type	Liquid Crystal, non-multiplexed 5 digits 11mm high & 31 segment bargraph
Span	Adjustable between 0 & ±99999 for a 4-20mA input
Zero	Adjustable between 0 & ±99999 with 4mA input
Decimal point	1 of 4 positions or absent
Polarity	Automatic minus sign
Zero blanking	Blanked apart from 0 in front of decimal point
Direction	Display may increase or decrease with increasing 4-20mA input
Reading rate	2 per second
Bargraph	31 segments 43mm long
Overrange	99999 or -99999 with all decimal points flashing

## BA327E Intrinsically Safe 2-wire 4-20mA 5 digit Indicator

### Push buttons

▼

(Function in display mode)

Shows display with 4mA input

▲

Shows display with 20mA input

'P'

Displays unit in mA or % of span, has a modified function when alarms are fitted

'E'

Used for tare function

### Accuracy at 20°C

Linear

±0.02% of span ±1 digit

Root extracting

±16µA at input ±1 digit

Temperature effect on:

Zero

Less than 25ppm of span/°C

Span

Less than 50ppm of span/°C

Series mode rejection

Less than 0.05% of span error for 1mA pk to pk 50 or 60Hz interference

### Intrinsic Safety

#### Europe ATEX

Code

Group II Category 1 GD

Ex ia IIC T5 Ga

Ex ia IIIC T80°C Da IP20

Tamb = -40 to 70°C

Input parameters

Ui

30V dc

Ii

200mA

Pi

0.84W

Output parameters

Complies with requirements for *simple apparatus*

Cert. No.

ITS11ATEX27254X

(Special conditions only apply for use in Group IIIC conductive dusts)

#### USA FM

Standard

3610 Entity

Code

CL I: Div 1

Gp A, B, C, & D

T5 @ 70°C

Standard

3611 Nonincendive

Code

CL I, II, III: Div 2

Gp A, B, C, D, E, F & G

T5 @ 70°C

File

3041487

#### Canada cFM

File

3041487C

## BA327E Intrinsically Safe 2-wire 4-20mA 5 digit Indicator

### Intrinsic Safety (cont.)

#### International IECEx

Code	Ex ia IIC T5 Ga Ex ia IIIC T80°C Da IP20 Tamb = -40 to 70°C
Cert. No.	IECEx ITS11.0015X (Special conditions only apply for use in Group IIIC conductive dusts)

### Environmental

Operating Temperature	-40 to 70°C
Storage Temperature	-40 to 85°C
Humidity	to 95% at 40°C noncondensing
Vibration	Report available
Enclosure	Front IP66, rear IP20
EMC	Complies with 2004/108/EC

### Mechanical

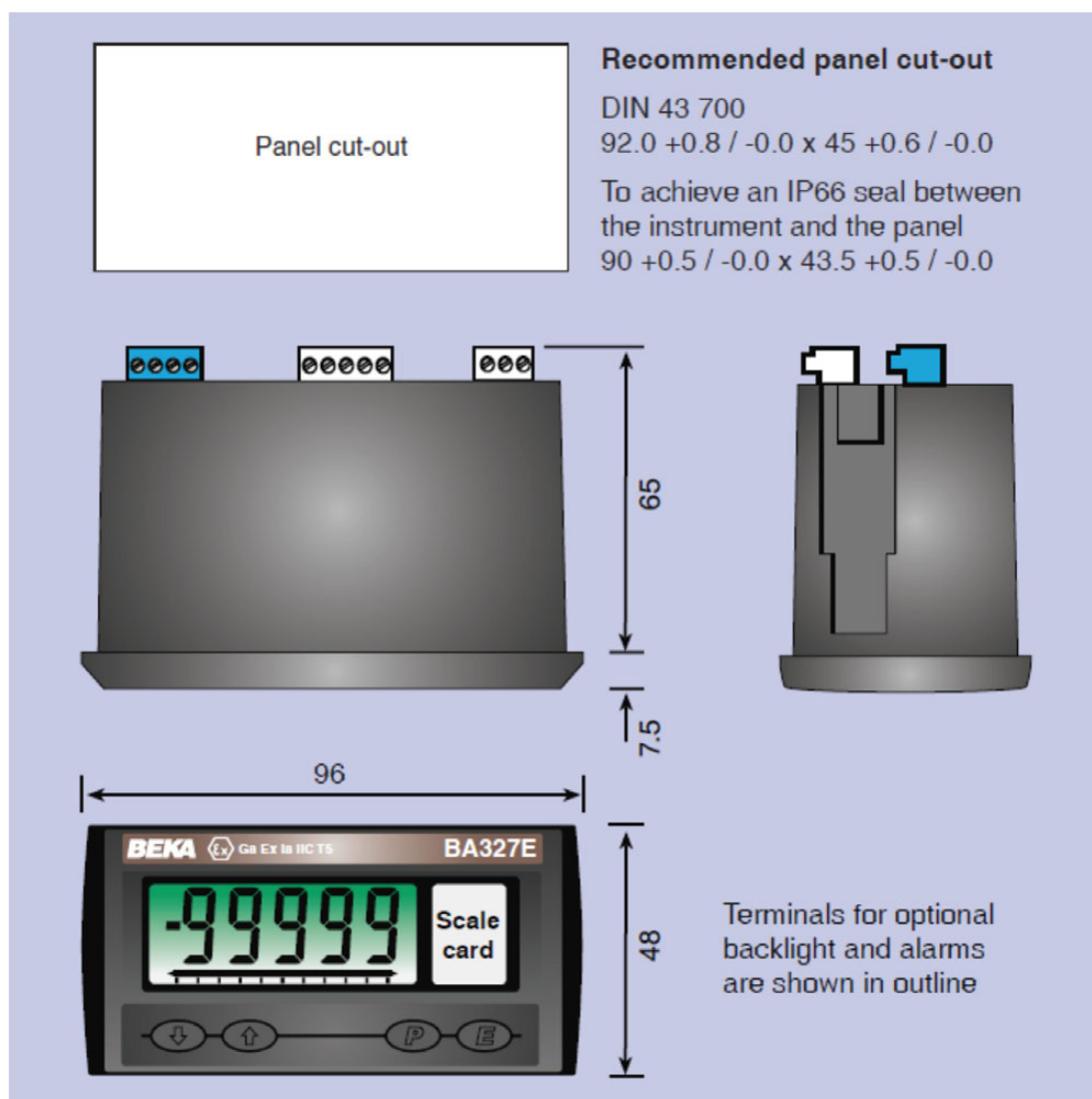
Terminals	Screw clamp for 0.5 to 1.5mm <sup>2</sup> cable, removable terminal blocks
Weight	0.2kg

### Accessories

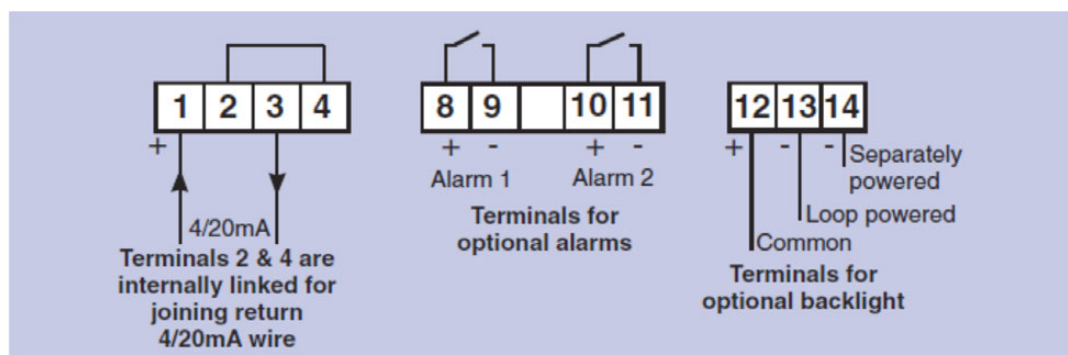
Backlight	Green, may be loop or separately powered
Loop powered	Indicator input voltage 5V max.
Separately powered	9V at 22.5mA from IS interface
Alarms	Two alarm outputs, each of which may be independently configured as a high or low alarm contact with a NO or NC output
Output	Isolated solid state switch complying with requirements for simple apparatus
R <sub>on</sub>	5Ω + 0.7V max
R <sub>off</sub>	1MΩ min
Printed scale card	Blank card fitted to each Indicator can be supplied printed with specified units of measurement.
Pack of printed scale cards	Contains 26 common units of measurement and four blanks
Tag legend	Specified tag number or application thermally printed onto rear of the instrument
BA495 rear cover and sealing kit	Provides impact and IP66 protection for rear of instrument

## BA327E Intrinsically Safe 2-wire 4-20mA 5 digit Indicator

### Dimensions



### Terminal Connections



## **BA327E Intrinsically Safe 2-wire 4-20mA 5 digit Indicator**

### **Ordering Information**

	<b>Please specify</b>
Model Number	BA327E
Display mode	Linear, root or lineariser <i>Will be set to display 0.0 at 4mA and 100.0 at 20mA with a linear display if calibration information is not supplied. Can easily be recalibrated on-site.</i>
Display at:	
4.000mA	<i>Include position of decimal point &amp; sign if negative, plus intermediate points if linearization is required</i>
20.000mA	
<b>Accessories</b>	<b>Please specify if required</b>
Display backlight	Backlight
Dual alarms	Alarms
Scale card	Legend required
Tag	Legend required
Rear cover and sealing kit	BA495